



MOIL LIMITED

(A Government of India Enterprise)
Regd. Off: MOIL Bhawan, 1A, Katol Road,
NAGPUR - 440 013

Website: www.moil.nic.in, E-Mail ID: compliance@moil.nic.in, Ph: 0712-2806182, Fax: 0712-2591661, CIN: L99999MH1962GO1012398

CS/NSE-BSE/2016-17/462

Date 16.11.2016

To,
The GM (Listing),
National Stock Exchange of India Ltd,
Exchange Plaza, Plot No.C-1, G Block,
Bandra Kurla Complex, Bandra (East),
Mumbai - 400053

To,
Listing Department
BSE Limited
Phiroze Jeejeebhoy Towers
Dalal Street
Mumbai- 400001

Sub: Intimation of Schedule of Analyst/Institutional Investor Meet for MOIL Limited ("Company")

Ref: Regulation 30 and Regulation 46(2) of the Securities and Exchange Board of India (Listing Obligations and Disclosure Requirements) Regulations, 2015

Dear Sir/Madam,

In terms of Regulation 30 and 46(2) of the Securities and Exchange Board of India (Listing Obligations and Disclosure Requirements) Regulations, 2015, as amended read with corresponding circulars and notifications issued thereunder, it is hereby informed that the Company will be participating in a non-deal roadshow and shall be meeting prospective investors. The meeting details will be uploaded subsequent to the meetings scheduled to be held from November 16, 2016 to November 18, 2016 (both days inclusive).


A copy of the corporate presentation for the road show is attached. Furthermore, the corporate presentation is disseminated in the website of the Company at www.moil.nic.in.


This is for your kind information.

Thanking you,

Yours faithfully,

For MOIL Limited


(Neeraj Dutt Pandey)
Company Secretary




MOIL Limited

A Government of India Undertaking

CORPORATE PRESENTATION

NOVEMBER 2016



Agenda



- 1 INDUSTRY OVERVIEW**
- 2 WORLD MANGANESE SCENARIO**
- 3 INDIAN MANGANESE SCENARIO**
- 4 ABOUT MOIL**
- 5 OPERATIONAL AND FINANCIAL PERFORMANCE**
- 6 COMPANY STRENGTHS AND STRATEGIES**
- 7 ACTIVITIES**

Disclaimer



This presentation has been prepared by MOIL Limited (the "Company") for general information purposes only, without regard to specific objectives, suitability, financial situations and needs of any particular person. This presentation does not constitute a prospectus, offering circular or offering memorandum or an offer, or a solicitation of any offer, to purchase or sell, any shares and does not constitute any recommendation or form part of any offer or invitation or inducement to sell or issue, or any solicitation of any offer to purchase or subscribe for, any securities of the Company, nor shall it or any part of it or the fact of its distribution form the basis of, or be relied on in connection with, any contract or commitment therefor. This presentation does not solicit any action based on the material contained herein. Nothing in this presentation is intended by the Company to be construed as legal, accounting or tax advice.

This presentation may not be copied or disseminated, in whole or in part, and in any manner or for any purpose. No person is authorized to give any information or to make any representation not contained in or inconsistent with this presentation and if given or made, such information or representation must not be relied upon as having been authorized by any person. Failure to comply with this restriction may constitute a violation of the applicable securities laws. Neither this document nor any part or copy of it may be distributed, directly or indirectly, in or into the United States. The distribution of this document in certain jurisdictions may be restricted by law and persons in to whose possession this presentation comes should inform themselves about and observe any such restrictions. By reviewing this presentation, you agree to be bound by the foregoing limitations. You further represent and agree that (i) you are located outside the United States and you are permitted under the laws of your jurisdiction to receive this presentation or (ii) you are located within the United States and are a "qualified institutional buyer" (as defined in Rule 144A under the US Securities Act of 1933, as amended (the "Securities Act") and a "qualified purchaser" (as defined in Section 2(a)(51) of the Investment Company Act of 1940, as amended).

This presentation is not an offer to sell or a solicitation of any offer to buy the securities of the Company in the United States or in any other jurisdiction where such offer or sale would be unlawful. Securities may not be offered, sold, resold, pledged, delivered, distributed or transferred, directly or indirectly, into or within the United States absent registration under the Securities Act, except pursuant to an exemption from, or in a transaction not subject to, the registration requirements of the Securities Act and in compliance with any applicable securities laws of any state or other jurisdiction of the United States. The Company's securities have not been and will not be registered under the Securities Act.

This presentation has not been approved and will not or may not be reviewed or approved by any statutory or regulatory authority in India or by any stock exchange in India. This document and its contents should not be forwarded or delivered or transmitted in any manner to any person.

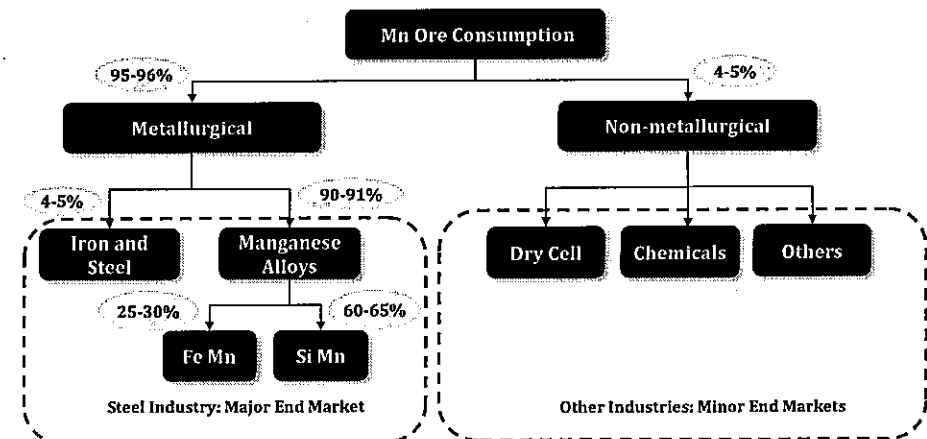
This presentation may include statements which may constitute forward-looking statements relating to the business, financial performance, strategy and results of the Company and/or the industry in which it operates. Forward looking statements are statements concerning future circumstances and results, and any other statements that are not historical facts, sometimes identified by the words "believes", "expects", "predicts", "intends", "projects", "plans", "estimates", "aims", "foresees", "anticipates", "targets", and similar expressions. The forward-looking statements, including those cited from third party sources, contained in this presentation are based on numerous assumptions and are uncertain and subject to risks. The Company's actual results of operations, financial condition and liquidity and growth of the industry in which the Company operates could differ materially from those projected in any such forward-looking statements because of various factors, including, but not limited to, changes in demand, competition and technology. Neither the Company nor its affiliates or advisors or representatives nor any of its or their parent or subsidiary undertakings or any such person's officers or employees guarantees that the assumptions underlying such forward-looking statements are free from error nor does either accept any responsibility for the future accuracy of the forward-looking statements contained in this Presentation or the actual occurrence of the forecasted developments nor do they assume any responsibility to publicly amend, modify or revise any forward-looking statements, on the basis of any subsequent developments, information or events, or otherwise. Forward-looking statements speak only as of the date of this presentation.

This presentation has been prepared by the Company based upon information available in the public domain. The information contained in these materials has not been independently verified. None of the Company, its directors, the President of India, acting through and represented by the Ministry of Steel (the "Promoter") or affiliates, nor any of its or their respective employees, advisers or representatives or any other person accepts any responsibility or liability whatsoever, whether arising in tort, contract or otherwise, for any errors, omissions or inaccuracies in such information or opinions or for any loss, cost or damage suffered or incurred howsoever arising, directly or indirectly, from any use of this document or its contents or otherwise in connection with this document, and makes no representation or warranty, express or implied, for the contents of this document including its accuracy, fairness, completeness or verification or for any other statement made or purported to be made by any of them, or on behalf of them, and nothing in this document or at this presentation shall be relied upon as a promise or representation in this respect whether as to the past or the future. Past performance is not a guide or guarantee for future performance.

The information contained in this presentation is current and if not stated otherwise, made as of the date of this presentation. The Company undertakes no obligation to update or revise any information in this presentation as a result of new information, future events or otherwise, unless required by applicable law. Unless otherwise stated in this presentation, the information contained herein is based on management information and estimates.

Any person or party intending to provide financing or to invest in the Company shall do so after seeking their own professional advice and after carrying out their own due diligence procedure to ensure that they are making an informed decision. By attending this presentation, you acknowledge that you are solely responsible for your own assessment of the Company, the market position of the Company and its future prospects.

Manganese Ore - Uses



- Around 90% of the Mn ore is used in production of Mn Ferroalloys. However, over last decade, the consumption in Si Mn alloys has been increasing vis-à-vis Fe Mn alloys
- Around 4-5% of consumption is for production of hot metal, during production of steel through blast furnace route. Another 4-5% is used in other industries such as dry cell (batteries), chemicals etc.

Source : Market Survey on Manganese Ore (IBM), October 2013

Industry Overview



- About 95% of the world's production of Manganese Ore is used directly or indirectly in steel making. Hence the demand of manganese ore is directly related to the production of steel.
- The average grade of manganese ore produced in India is low (Mn 32-33%). This necessitates imports of high grade manganese ore to blend with domestic quality of manganese ore for producing ferro/silico manganese required for steel industry. Besides above, India is also the highest exporter of silico manganese in the world.
- India's production of steel for 2015-16 is ~89.78 million tons for which the manganese ore requirement is approx. 3.04 million tons. However, the actual production of manganese ore during the said period was only ~1.90 million tons.
- In the last 3 years, there was surge in the world's production of manganese ore especially in South Africa. During 2015, the global production of manganese ore was 48.69 million tonnes.
- World production of steel reduced by 2.98% in 2015 (from 1647 Million Tonnes to 1598 Million Tonnes). Even after considering the consumption in steel industry with its increased production there was surplus availability of manganese ore by 2.12 million tonnes.

Source: Indian Bureau of Mines (http://ibm.nic.in/writereaddata/files/07142014124825Market%20Survey_Manganese%20Ore.pdf/)
http://ibm.gov.in/writereaddata/files/07092014125652IMY8_2012_Manganese%20Ore.pdf

Agenda

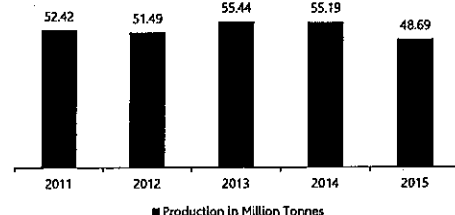


1	INDUSTRY OVERVIEW
2	WORLD MANGANESE SCENARIO
3	INDIAN MANGANESE SCENARIO
4	ABOUT MOIL
5	OPERATIONAL AND FINANCIAL PERFORMANCE
6	COMPANY STRENGTHS AND STRATEGIES
7	ACTIVITIES

Manganese Ore | Global Environment



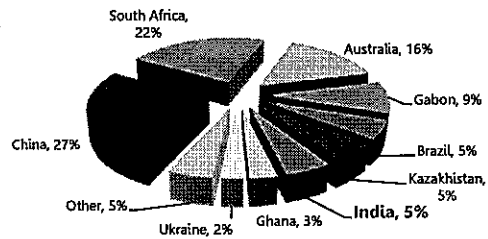
World Manganese Ore Production



Figures for Calendar Year, (Source: IMt)

World Manganese Ore Production - 2015*

China and India account ~32% of production



(*Figures for Calendar Year, Source: IMt)

World's Country-wise Production of Manganese Ore

Rank	Country	Production (Million Tonnes)
1	China	13.00
2	South Africa	10.31
3	Australia	7.60
4	Gabon	4.41
5	Brazil	2.60
6	Kazakhstan	2.60
7	India	2.55
8	Ghana	1.91
9	Ukraine	1.16
10	Russia	0.25

(Source: IMt)

*Qty in million tonnes - Calendar year 2015

Major Producers of Manganese Ore in respective countries

Rank	Country	Major Producer
1	South Africa	BHP BILLTON, ASSAMG, UMK
2	Australia	BHP BILLTON, CONSMIN
3	Gabon	COMILOG
4	Brazil	VALE
5	Kazakhstan	ENRC
6	India	MOIL
7	Ghana	CONSMIN

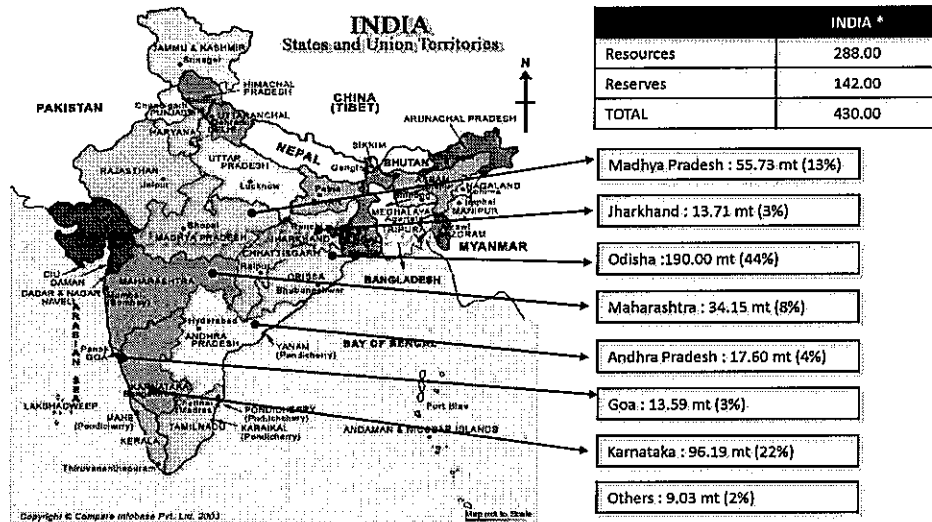
(Source: IMt)

Agenda



- 1 INDUSTRY OVERVIEW
- 2 WORLD MANGANESE SCENARIO
- 3 INDIAN MANGANESE SCENARIO
- 4 ABOUT MOIL
- 5 OPERATIONAL AND FINANCIAL PERFORMANCE
- 6 COMPANY STRENGTHS AND STRATEGIES
- 7 ACTIVITIES

Manganese Ore Reserves in India (in Million Tonnes)



MOIL had Manganese Ore Resources of 49.72 mt and Reserves of 31.75 mt, totaling it to 81.47 mt as on April 1, 2016.

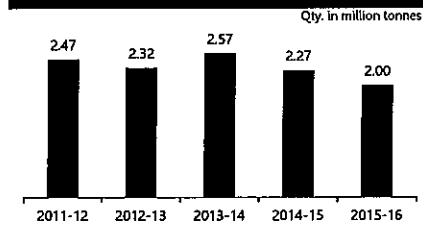
* India as on 01.04.2010

Source: Indian Bureau of Mines (http://ibm.nic.in/writereaddata/files/07142014124825Market%20Survey_Manganese%20Ore.pdf) / MOIL

Manganese Ore | India Scenario



India Manganese Ore Production



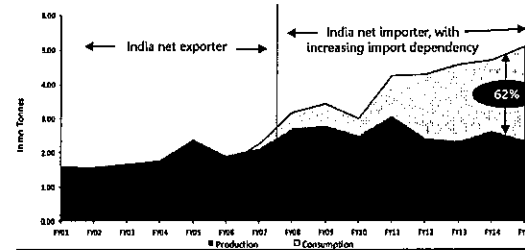
(Source: IBM/ Steel 360)

State wise Production of Manganese Ore, 2015-16 (P)

1	Andhra Pradesh	18,607
2	Gujarat	38,223
3	Jharkhand	503
4	Karnataka	1,45,374
5	Madhya Pradesh	7,69,02
6	Maharashtra	614,481
7	Odisha	3,00,917
8	Rajasthan	3,457
9	Telangana	6,892

(P): Provisional; Source: IBM

Manganese : Demand Supply Gap

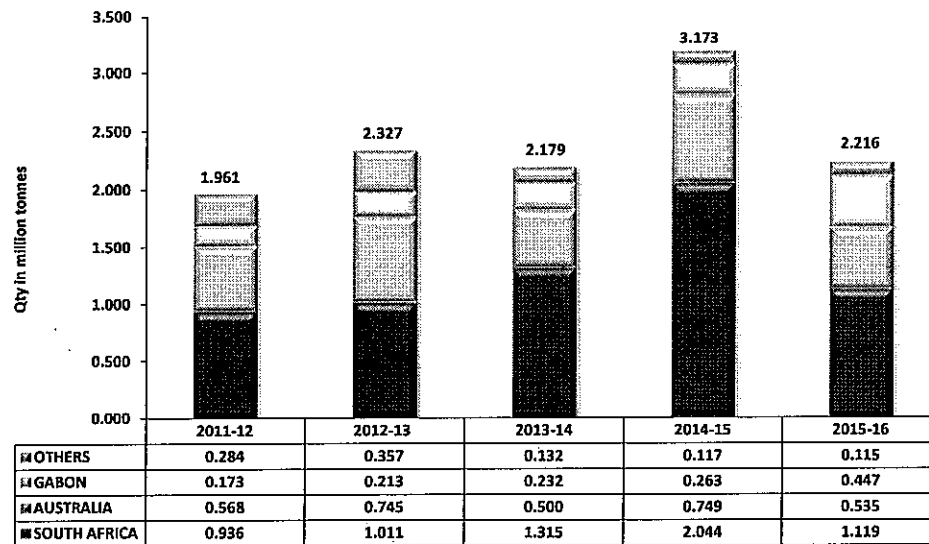


CAGR (FY01 - FY15)
Consumption: 10.1 %
Production: 2.8 %

- The key demand drivers have been increasing steel production
- India has only 20% of high & medium grade reserves & the rest account for low grade ore reserves.
- With increasing demand for SiMn, the imports of medium grade ore (35-44% Mn) has increased.

Source : IBM

Import of Manganese Ore in India | Country wise



Source: DGFT (Directorate General of Foreign Trade)

Agenda



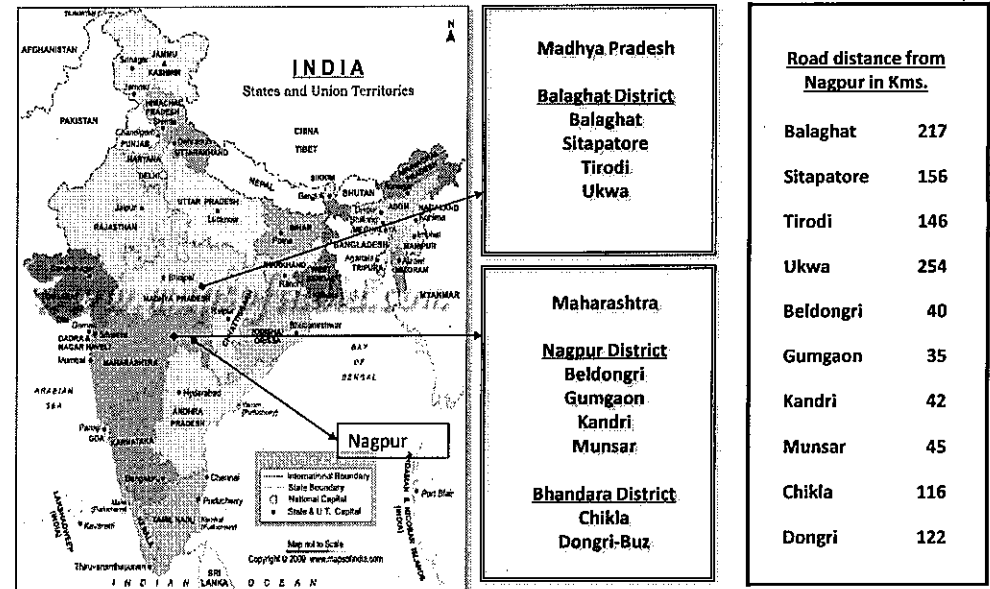
- 1 INDUSTRY OVERVIEW
- 2 WORLD MANGANESE SCENARIO
- 3 INDIAN MANGANESE SCENARIO
- 4 ABOUT MOIL
- 5 OPERATIONAL AND FINANCIAL PERFORMANCE
- 6 COMPANY STRENGTHS AND STRATEGIES
- 7 ACTIVITIES

MOIL Limited – A Brief History



Year	Milestone
1889	<ul style="list-style-type: none"> Central Prospecting Syndicate was formed to prospect for manganese deposits. The First Prospecting License was taken in 1899 at Munsar and work commenced in the same year.
1908	<ul style="list-style-type: none"> The Syndicate was converted in to a Public Company as Central Provinces Manganese Ore Company Limited (CPMO) incorporated in UK. Later, CPMO acquired mines in Nagpur, Bhandara and Balaghat districts.
1962	<ul style="list-style-type: none"> On 22nd June 1962, MOIL was incorporated by Government of India. Through an agreement between the Government of India and the CPMO, the assets were taken over by MOIL and as a result, CPMO held 49% shares and the rest was held by Government of India and the State Governments of Maharashtra and Madhya Pradesh.
1977	<ul style="list-style-type: none"> The Remaining 49% of shares were acquired by the Government of India from CPMO and MOIL became a 100% Government Company.
2010	<ul style="list-style-type: none"> The Company got listed in Dec-2010 with divestment of 10% shares by Central Government and 5% each by State Governments of Maharashtra and Madhya Pradesh.
2014	<ul style="list-style-type: none"> The Company got Schedule 'A' status in January -2014.

MOIL Limited | Location of Mines



Board of Directors



<p>Shri M P Chaudhari, Chairman-cum-Managing Director</p>	<p>A Qualified Chartered Accountant appointed on Board in August 2012. He started his career with M/s Bajaj Steel Industries Limited as a Accounts Officer and has worked in other private sector companies before joining MOIL in December, 1997 as Manager (Finance). He has more than 27 years experience in the field of finance, accounts and taxation.</p>
<p>Shri T. K. Pattnaik, Director (Commercial)</p>	<p>Holds B.A. (Honours), M.A. (Pol. Sci.), M.A. (Pub. Admn.) .He has worked on various key position in SAIL up to the position of General Manager. He also worked with Govt. of India as Dy. Development Commissioner for Iron & Steel on Reverse Foreign Services upon recommendations of UPSC between 1988- 1990.</p>
<p>Ms. Urvilla Khati, Govt. Of India – Nominee Director</p>	<p>Holds M.A., M. Phil. (International Politics), M.Phil. (Social Science) Master's Diploma in Public Administration, MBA (Australia). She is on the Board of MOIL since November, 2011. Has extensive experience in various administrative posts. Previously, worked as Joint Secretary in Ministry of Water Resources, RD & GR, Govt. of India and JS equivalent in Ministry of Railway.</p>
<p>Dr. A K Lomas, Independent Director</p>	<p>Holds B.Sc. Engineering (Mech), Dip. T&D, MBA (Fin), PhD (Mgmt.), LL.B., Professional Engineering (India), MICA. He has vast knowledge of Exploration & Mining, and Deep Drilling & Production, HEMM, Construction & Mining equipment management and Human Resource. He worked on various prominent positions such as SO (Mech.)- PWD IB Haryana Government, Executive Engineer-Coal India Ltd., Executive Director- NHPC Ltd. and retired as CMD- Mineral Exploration Corporation Ltd.</p>

Note: Shri M P Chaudhari has also been assigned with additional charge of the post of Director (Finance), for a period of three months w.e.f September 2016, or till regular incumbent joins the post, or unit further order, whichever is the earliest. Further, Shri T.K. Pattnaik has also been assigned with additional charge of the post of Director (Production and Planning), for a period of three months w.e.f November 01 2016, or till regular incumbent joins the post, or unit further order, whichever is the earliest

Board of Directors



<p>Shri G S Grover, Independent Director*</p>	<p>Holds B.E. (Electrical), 1970 First Class with Honors PGDIP Education IIT, Delhi. 1971 First Class First. He has worked as Sr. DDG (Vigilance) & CVO and Member (Services) Telecom Commission & Ex. Off. Secretary to Government of India, Department of Telecom, Ministry of Communication & IT, New Delhi, Director (Commercial & Marketing) BSNL Board, New Delhi. He has vast knowledge in the field of telecommunications, vigilance, personal management, and administration.</p>
<p>Smt. Sunanda Prasad, Independent Director*</p>	<p>Holds B.A. (Honors), M.A. (Human Geography). She is a retired IAS Officer of 1974 Batch of Uttar Pradesh Cadre. She holds various positions such as Chairperson of Board of Revenue, Lucknow, Principal Secretary of various departments of Government of Uttar Pradesh, Managing Director, Financial Corporation, Kanpur, Commissioner and Administrator Ramganga Area Development Project, Kanpur, Chairperson U.P. Small Industries Corporation, Kanpur and various other positions.</p>
<p>Shri J P Dange, Independent Director*</p>	<p>Holds M.Sc. (PG Diploma), MBA, LLB. He is a Retired IAS Officer and has worked at various positions like Secretary, Principal Secretary, and Additional Chief Secretary to Government of Maharashtra. He also held the position of Managing Director of Maharashtra State Seed Corporation. He has vast knowledge of Mining, Administration, Management, Legal, Finance and Labour etc.</p>
<p>Ms. Sangita Gairola, Independent Director</p>	<p>Holds B.A. (Hons), M.A. She is a retired I.A.S. officer of 1977 Batch (Raj. Cadre). She had served as an I.A.S. officer in the State Govt. of Rajasthan in various capacities like Secretary, Dept. of Women and Child Development Principal Secretary, Dept. Tourism, Art & Culture, Chief Electoral Officer and also served in Govt. of India as Joint Secretary, Ministry of Home Affairs, Addl. / Spl. Secy., Ministry of Social Justice & Emp., Secretary, Ministry of Culture, Secretary, Ministry of Defense (D/o ESW).She possesses work experience of administration and management.</p>

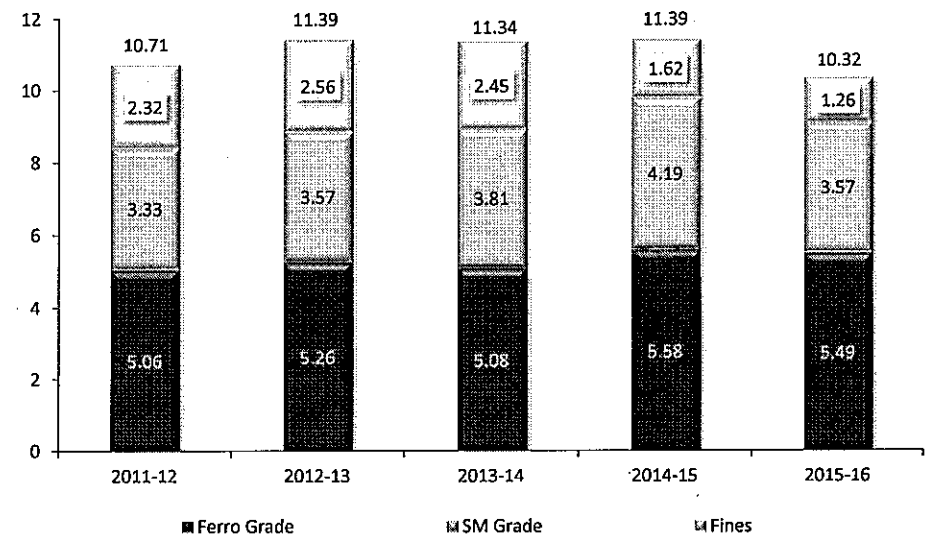
Note: Term of the Director are ending on November 17, 2016

Agenda



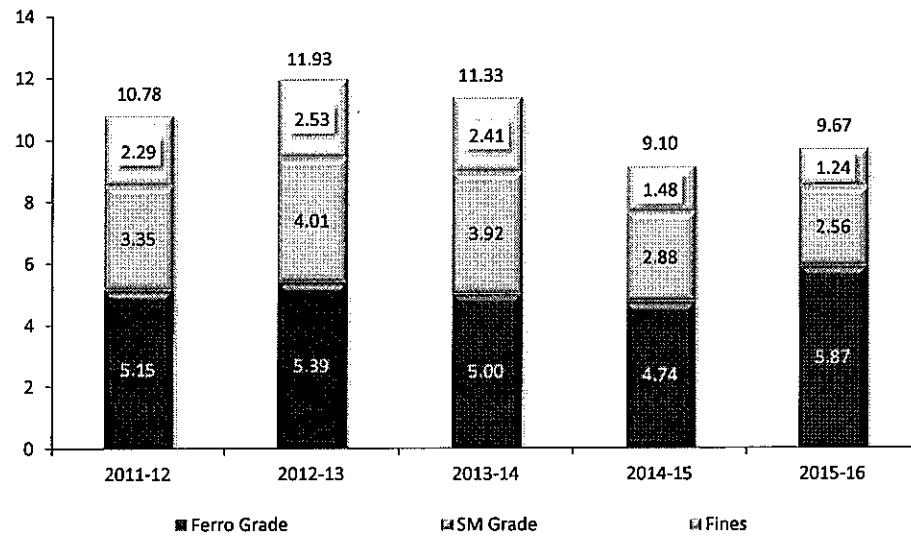
- 1 INDUSTRY OVERVIEW
- 2 WORLD MANGANESE SCENARIO
- 3 INDIAN MANGANESE SCENARIO
- 4 ABOUT MOIL
- 5 OPERATIONAL AND FINANCIAL PERFORMANCE
- 6 COMPANY STRENGTHS AND STRATEGIES
- 7 ACTIVITIES

Production of Manganese Ore (in Lakh Tonnes)



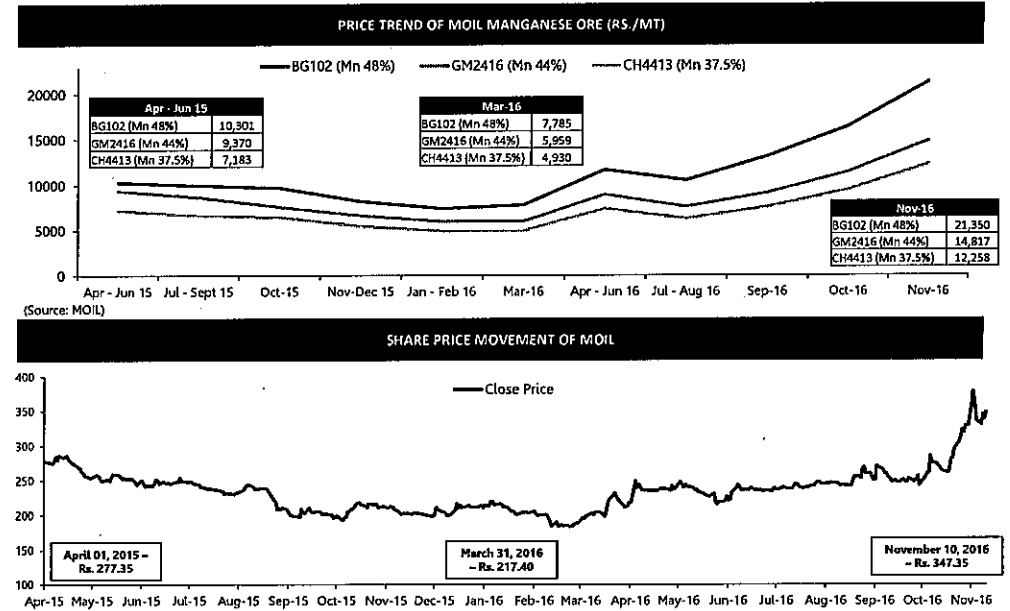
Aforesaid information is for Financial year

Sale of Manganese Ore (in Lakh Tonnes)



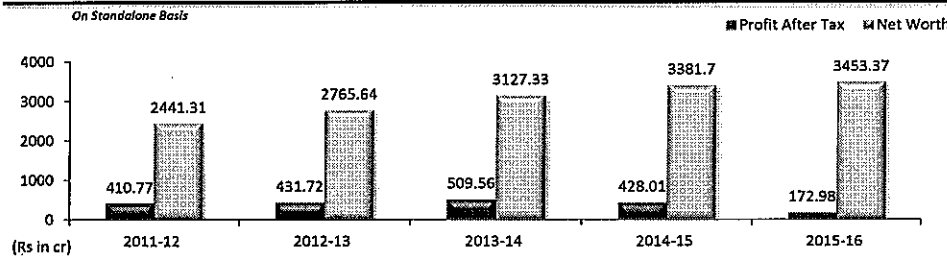
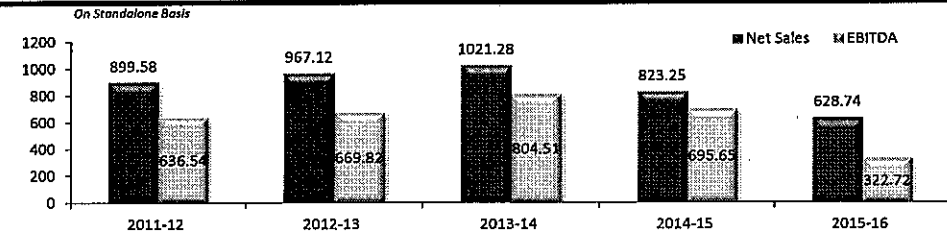
Aforesaid information is for Financial year

MOIL Manganese Ore Price relation with Share Price Movement



(Source: www.bseindia.com)

Financial Snapshot - Annual Trends

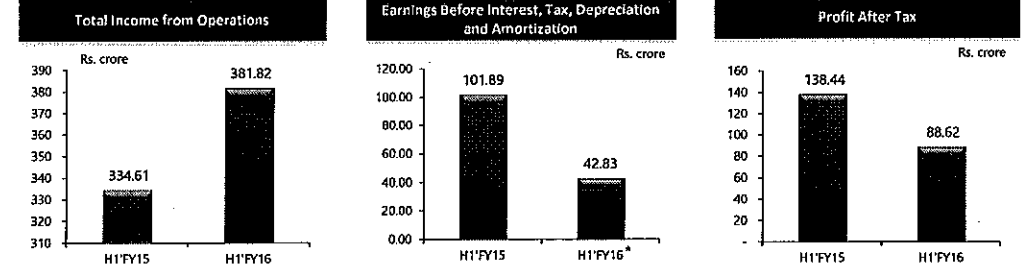


Despite reduction in Manganese ore prices by about 50% between Jan 2015 and March 2016, MOIL has been able to restrict the reduction in average sales realisation to only 28%, which has been possible due to higher production and sales of high grade ores. The improved product mix has enabled the company to register profits.

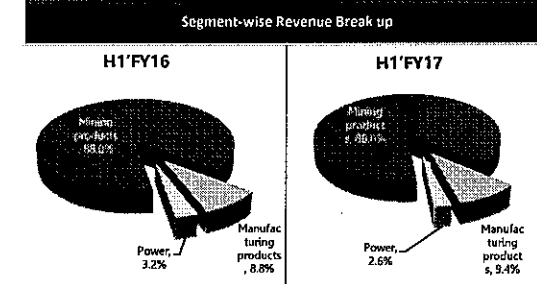
Financial Snapshot - Half Year | FY17



Standalone un-audited financials



*Exceptional item has been considered for calculation of EBITDA



- The Company has adopted IND-AS from April 01, 2016.
- Reduction in profits mainly due higher sale of low grade ores, accumulated in previous year, during the period
- Company has also completed the Buyback process in accordance with Securities & Exchange Board of India (Buy Back of Securities) Regulations, 1998, on October 07, 2016 which was approved by Board of Directors in the meeting dated June 07, 2016. Consequently, the paid up share capital stands reduced to Rs. 133.19 crore and general reserve at Rs. 2,542.92 crores

Dividend Paid



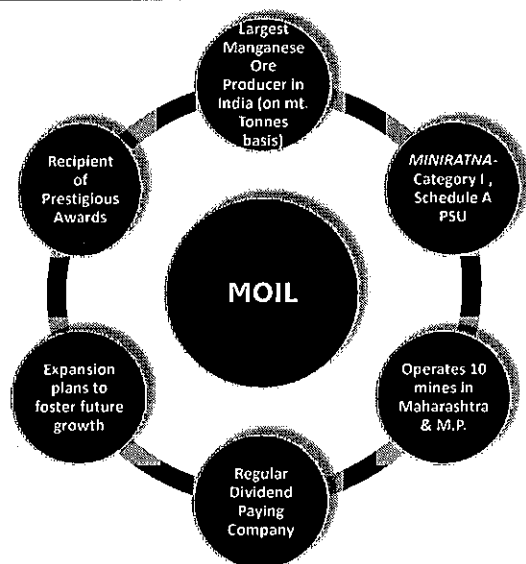
Years	Total equity capital as on 31 st March	Total dividend paid (₹ in Crores)	Total dividend as % age of total equity	Total dividend as %age of PAT (Payout)
2011-12	168.00	84.00	50%	20.45%
2012-13	168.00	92.40	55%	21.40%
2013-14	168.00	126.00	75%	24.73%
2014-15	168.00	142.80	85%	33.36%
2015-16	168.00	84.00	50%	48.56%
Total (5 Years)		529.20		

Agenda



- 1 INDUSTRY OVERVIEW
- 2 WORLD MANGANESE SCENARIO
- 3 INDIAN MANGANESE SCENARIO
- 4 ABOUT MOIL
- 5 OPERATIONAL AND FINANCIAL PERFORMANCE
- 6 COMPANY STRENGTHS AND STRATEGIES
- 7 ACTIVITIES

Key Strengths



Source: Indian Bureau of Mines (http://ibm.nic.in/writereaddata/files/07142014124825Market%20Survey_Manganese%20Ore.pdf/)
http://ibm.gov.in/writereaddata/files/07092014125652IMYB_2012_Manganese%20Ore.pdf

Competitive Strengths & Key Business Strategies



Competitive Strengths	Key Business Strategies
Largest producer of manganese ore in India with access to significant reserves	Maintain our leadership position in India and continue to increase production levels at our existing mines to capitalize on expected growth of the Indian steel sector.
Well positioned to capture the growth potential of the Indian steel industry	Engage in exploration through our extensive lease holdings to prove additional reserves
Track record of growth and efficient operations	Achieve higher forward integration to capture additional margin
Strategic location of our mines provides us with competitive advantages	Continue to increase margins, efficiency, profitability and control costs
Strong track record of financial performance	Continue our focus on developing environmentally friendly and socially sustainable operations
Strong capabilities for exploration, mine planning and research development	
Experienced senior management and large pools of skilled manpower	

Source: Indian Bureau of Mines (http://ibm.nic.in/writereaddata/files/07142014124825Market%20Survey_Manganese%20Ore.pdf/)
http://ibm.gov.in/writereaddata/files/07092014125652IMYB_2012_Manganese%20Ore.pdf

Additional Activities



Non-Conventional Source of Energy

- MOIL has installed wind farms for captive power requirement and to promote non-conventional energy resources. The present capacity is 20 MW.
- MOIL is planning to setup 10.5 MW Solar Power Plant at mines in Madhya Pradesh and Maharashtra

Exploration and Prospecting works in Madhya Pradesh

- MOIL has signed Memorandum of Understanding (MoU) jointly with Government of Madhya Pradesh, Mineral Resources Department and Madhya Pradesh State Mining Corporation Limited (MPSMCL), to conduct exploration and prospecting works by MOIL in Madhya Pradesh.
- MoU also envisages formation of a Joint Venture Company between MOIL (51%) and MPSMCL (49%), in case of availability of ore is proved in any area.
- MoU is aimed at increasing the mineral resources in Madhya Pradesh

Strategic Management Plan : 2030



- Taking into consideration anticipated growth in steel production and, as a result, increase in requirement of manganese ore, the company has prepared Strategic Management Plan (SMP) covering a period upto 2030.
- The SMP envisages availability of MOIL's ore at a level of 3.00 million MT by 2030.
- In this direction, several shaft sinking and deepening projects have been completed and has some ongoing and planned projects.

Capital Projects | Ongoing projects



S. No.	New Projects	Capex (in Cr.)	Expected year of completion
1.	Deepening of Holmes shaft from 12 th Level to 16.5 Level	28.30	2016-17
2.	Sinking of 2 nd vertical shaft at Chikla mine. The shaft diameter is 4.5 meters, having a depth of 160 meters.	48.70	2018-19
3.	Deepening of vertical shaft at Kandri mine by 57 mtrs.	14.82	2018-19
4.	Sinking of 2 nd vertical shaft at Munsar mine. The shaft diameter is 4.5 meters, having a depth of 160 meters.	51.32	2019-20
5.	Sinking of 2 nd vertical shaft at Ukwa mine. The shaft diameter is 5.5 meters, having a depth of 324 meters.	77.15	2020-21

Recently approved mining projects



Sinking of high speed vertical shaft at Balaghat Mine

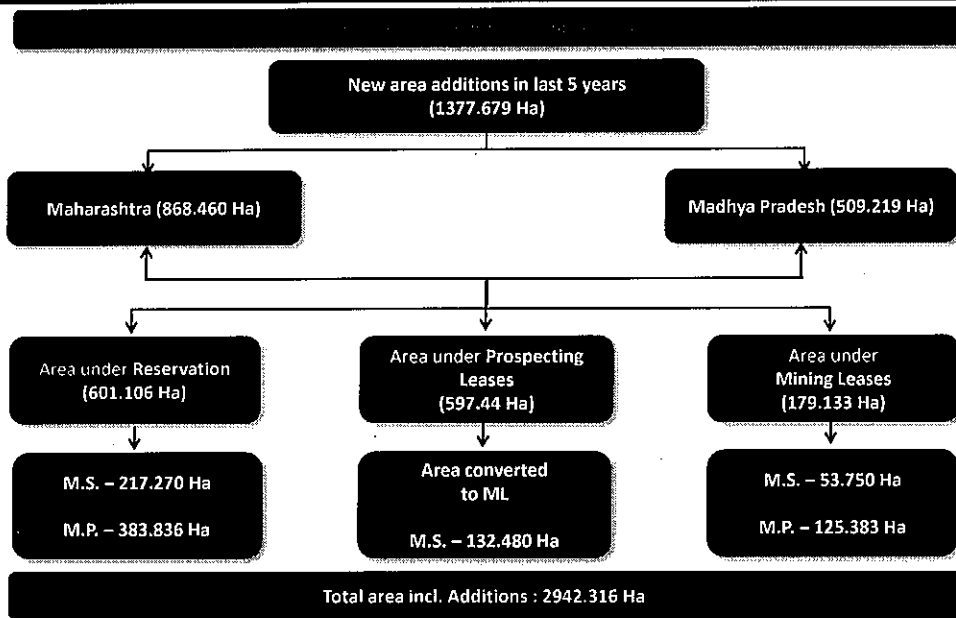
- The high speed shaft involves Capex of Rs. 265.96 Cr.
- The total production from the mine is likely to touch 0.6 mn MT from 0.3 mn MT.

Sinking of high speed vertical shaft at Gumgaon Mine

- The high speed shaft involves Capex of Rs. 194.92 Cr.
- The total production from the mine is likely to touch 0.14 mn MT from 0.07 mn MT.

The Mining Projects recently completed/taken up/recently approved/envisaged by the Company will help in sustaining as well as increasing production to a level of 2.00 million MT by 2020.

MOIL | New Area Development




Source: Stock Exchange Filings and MOIL's Annual Report(s).
M.S: Maharashtra, M.P.: Madhya Pradesh

Agenda




- 1 INDUSTRY OVERVIEW
- 2 WORLD MANGANESE SCENARIO
- 3 INDIAN MANGANESE SCENARIO
- 4 ABOUT MOIL
- 5 OPERATIONAL AND FINANCIAL PERFORMANCE
- 6 COMPANY STRENGTHS AND STRATEGIES
- 7 ACTIVITIES

Underground Mining Operations



Opencast Mining Operations



Introduction of Mechanization in UG/OC Mines



35

Value Addition – EMD (Dongri Buzurg) and FM Plant (Balaghat)



- ❖ The Plant was installed through in-house R&D and the EMD produced is of good quality. MOIL's EMD is well established in the market. The plant Capacity is 1000 TPA. The Plant has bagged PRESIDENT OF INDIA NATIONAL ENERGY CONSERVATION AWARD IN 2006 & 2007.



- ❖ The Ferro Manganese Plant is located at Balaghat in Madhya Pradesh. This is the only pit head plant in the country. The Capacity of the Plant is 10000 tpa and produces Ferro Manganese of very high quality comparable to international standards.




36


Value Addition through beneficiation and Wind Farm



- ❖ The Company has successfully commissioned in September 2007, a 500,000 TPA state of the art Integrated Manganese Ore Beneficiation Plant with most modern fully computerized bottom air pulsated jigs.
- ❖ The Plant is the first of its kind in India for manganese ore beneficiation. The entire ROM produced from Balaghat Mine is handled through the Plant.



- ❖ MOIL is one of the first Public Sector Company in the country to install wind farms for captive power requirement and to promote non-conventional energy resources. The present capacity is 20 MW (2006-07).



THANK YOU!

MOIL LIMITED
MOIL Bhavan, 1-A, Katol
Road, Chhaoni,
Nagpur - 440 013

Website : <http://moil.nic.in>

Phone : 0712 2806100
Fax : 0712 2592073