



MOIL LIMITED

(A Government of India Enterprise)
Regd. Off.: MOIL Bhawan, 1A Katol Road,
NAGPUR – 440 013

Website: www.moil.nic.in, E-Mail ID: compliance@moil.nic.in, Ph.: 0712- 2806182, Fax: 0712-2591661, CIN: L99999MH1962GOI012398

CS/NSE-BSE/2014-15/450

Date 11.11.2014

To,
The GM (Listing),
National Stock Exchange of India Ltd,
Exchange Plaza, Plot No.C-1, G Block,
Bandra Kurla Complex, Bandra (East),
Mumbai – 400053

To,
Listing Department
Bombay Stock Exchange Limited
Phiroze Jeejeebhoy Towers
Dalal Street
Mumbai- 400001

Dear Sir,

Sub : Un-audited Financial Results for the quarter ended on 30/09/2014

Stock NSE: MOIL
Code: BSE: 533286
ISIN: INE490G01020

This is further to our letter no. CS/NSE-BSE/2014-15/440 dated 3.11.2014, wherein the Exchange was informed about the date of Board meeting to take on record the Un-audited Financial Results for the quarter and half year ended on 30.09.2014.

Pursuant to listing agreement it is to inform to Exchange that the Board of Directors of the Company in their meeting held today, has:


- Approved the **Un-audited Financial results** of the Company for the quarter and half year ended on 30.09.2014. We are attaching herewith a copy of the approved results along with the Limited Review Report of the Auditors for corresponding period.

We are also arranging publication of results in news papers, as per Listing Agreement.

Thanking you,

Yours faithfully,
For MOIL Limited

(Neeraj Dutt Pandey)
Company Secretary



J.S. UBEROI & CO.

Chartered Accountants

2, "Sat-Pratap" Bezonbagh, Kamptee Road,
Nagpur-440 004


Tel : (0712) 2630560, Fax : 2652354

E-mail : msjsu@jsuberoi.com

To,
The Board of Directors,
MOIL Limited,
Nagpur

REVIEW REPORT

1. We have reviewed the accompanying statements of unaudited financial results of MOIL Limited for half year ended on 30th September, 2014, excepts for the disclosure regarding "Public shareholding" and "Promoter and promoter group shareholding" and "Investor complaints", which have been traced from disclosure made by the management and have not been reviewed by us. These statements are the responsibility of the company's management and have been approved by the Audit Committee of Board and Board of Directors. Our responsibility is to issue a report on these financial statements based on our review.
2. We have conducted our review in accordance with Standard on Review Engagement (SRE) 2400: 'Engagement to Review Financial Statements' issued by the Institute of Chartered Accountant of India. This standard requires that we plan and perform the review to obtain moderate assurance as to whether the financial statements are free of material misstatement. A review is limited primarily to enquiries of company personnel and analytical procedures applied on financial data and thus provide less assurance than an audit. We have not performed an audit and, accordingly, we do not express an audit opinion.
3. Based on our review conducted as above, nothing has come to our attention that causes us to believe that the accompanying statement of unaudited financial results prepared in accordance with applicable accounting standards and other recognized accounting practice and policies have not disclosed the information required to be disclosed in terms of Clause 41 of the Listing Agreement including the manner in which it is to be disclosed or that it contains any material misstatement



For M/s J.S. Uberoi & Co.
Chartered Accountants,
FRN: 111107W

CA Amarjeet Singh Sandhu
Partner

Mem.No. : 108665

Place : Nagpur
Date : 11th Nov, 2014

Branches at : Nagpur, Chandrapur, Amravati & Indore
Web Site : www.jsuberoi.com



MOIL LIMITED

CIN : L99999MH1962GOI012398

Statement of unaudited financial results for half year ended on 30th September, 2014

₹ in lakhs

Sr No	Particulars	For three months ended on			For half year ended on		Previous year ended 31-03-2014 Audited
		30-09-2014 Unaudited	30-06-2014 Unaudited	30-09-2013 Unaudited	30-09-2014 Unaudited	30-09-2013 Unaudited	
1	Income from operations						
	Net sales (net of excise duty)	24286.96	20062.80	22678.28	44349.76	46565.14	102128.38
2	Expenses						
	(a) Cost of materials consumed	545.18	602.69	692.35	1147.87	1280.28	2575.10
	(b) Changes in inventories of finished goods, work-in-process and stock in trade	1331.67	-2385.82	1797.63	-1054.15	1913.64	661.64
	(c) Employee benefits expense	6747.05	6681.35	6779.97	13428.40	13502.46	25608.84
	(d) Depreciation and amortisation expense	1016.90	882.52	850.95	1899.42	1674.79	3518.23
	(e) Other expenses	5487.60	5315.45	4970.15	10803.05	9772.83	23163.94
	Total expenses	15128.40	11096.19	15091.05	26224.59	28144.00	55527.75
3	Profit from operations before other income, finance cost and exceptional items [1 - 2]	9158.56	8966.61	7587.23	18125.17	18421.14	46600.63
4	Other income including provisions written back	7484.14	7099.14	5854.33	14583.28	11990.04	30332.05
5	Profit from ordinary activities before finance costs and exceptional items [3 + 4]	16642.70	16065.75	13441.56	32708.45	30411.18	76932.68
6	Finance cost	0.00	0.00	0.00	0.00	0.00	0.00
7	Profit from ordinary activities after finance costs but before exceptional items [5 - 6]	16642.70	16065.75	13441.56	32708.45	30411.18	76932.68
8	Exceptional items	0.00	0.00	0.00	0.00	0.00	0.00
9	Profit from ordinary activities before tax [7 - 8]	16642.70	16065.75	13441.56	32708.45	30411.18	76932.68
10	Tax expense	5528.51	5460.75	4385.02	10989.26	10152.99	25976.46
11	Net profit from ordinary activities after tax [9 - 10]	11114.19	10605.00	9056.54	21719.19	20258.19	50956.22
12	Extraordinary items (Net of tax expenses)	0.00	0.00	0.00	0.00	0.00	0.00
13	Net profit for the period [11 - 12]	11114.19	10605.00	9056.54	21719.19	20258.19	50956.22
14	Paid-up equity share capital (Shares of ₹ 10 each)	16800.00	16800.00	16800.00	16800.00	16800.00	16800.00
15	Reserves excluding revaluation reserve as per balance sheet of previous year						295933.24
16	Earnings per share before and after extraordinary items, not annualised						
	Basic (₹)	6.62	6.31	5.39	12.93	12.06	30.33
	Diluted (₹)	6.62	6.31	5.39	12.93	12.06	30.33

Handwritten signatures and initials.

MOIL LIMITED

Select information as on 30th September, 2014

Sr No	Particulars	As on			As on		As on
		30-09-2014	30-06-2014	30-09-2013	30-09-2014	30-09-2013	31-03-2014
A	PARTICULARS OF SHAREHOLDING						
1	Public shareholding						
-	Number of shares	33600000	33600000	33600000	33600000	33600000	33600000
-	Percentage of shareholding	20%	20%	20%	20%	20%	20%
2	Promoters and promoter group shareholding						
(a)	Pledged/encumbered :						
	Number of shares	NIL	NIL	NIL	NIL	NIL	NIL
	Percentage of shares (as a % of total shareholding of promoter and promoter group)	N.A.	N.A.	N.A.	N.A.	N.A.	N.A.
	Percentage of shares (as a % of total share capital of the company)	N.A.	N.A.	N.A.	N.A.	N.A.	N.A.
(b)	Non-encumbered :						
	Number of shares	134400000	134400000	134400000	134400000	134400000	134400000
	Percentage of shares (as a % of total shareholding of promoter and promoter group)	100%	100%	100%	100%	100%	100%
	Percentage of shares (as a % of total share capital of the company)	80%	80%	80%	80%	80%	80%

Real




MOIL LIMITED

Statement of assets and liabilities as on 30th September, 2014

₹ in lakhs

Sr No	Particulars	As on	
		30/09/2014 Unaudited	31/03/2014 Audited
A	EQUITY AND LIABILITIES		
	1 Shareholders' funds		
	(a) Share capital		
	(b) Reserves and surplus	16800.00	16800.00
	Sub-total : Shareholders' funds	317545.14	295933.24
	2 Non-current liabilities		
	(a) Long term borrowings		
	(b) Deferred tax liabilities (Net)	0.00	0.00
	(c) Other long-term liabilities	205.67	0.00
	(d) Long-term provisions	55.50	463.70
	Sub-total : Non-current liabilities	4224.16	11281.29
	3 Current liabilities		
	(a) Short term borrowings		
	(b) Trade payables	0.00	0.00
	(c) Other current liabilities	524.21	695.70
	(d) Short-term provisions	14870.33	14939.84
	Sub-total : Current liabilities	100.89	7068.67
	TOTAL : EQUITY AND LIABILITIES	15495.43	22704.21
		354325.90	347182.44
B	ASSETS		
	1 Non-current assets		
	(a) Fixed assets		
	(b) Non-current investments	31755.03	30130.76
	(c) Deferred tax assets (Net)	421.29	421.29
	(d) Long-term loans and advances	0.00	1654.22
	(e) Other non-current assets	6413.33	5568.51
	Sub-total : Non-current assets	814.28	738.75
	2 Current assets		
	(a) Inventories		
	(b) Trade receivables	6120.13	4910.93
	(c) Cash and cash equivalents	14181.93	11317.56
	(d) Short-term loans and advances	287154.51	279283.41
	(e) Other current assets	1453.58	1582.02
	Sub-total : Current assets	6011.82	11574.99
	TOTAL : ASSETS	314921.97	308668.91
		354325.90	347182.44



Real

MOIL LIMITED

 Segment-wise revenue, results for half year ended on 30th September, 2014 and capital employed as on that date

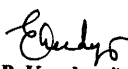
₹ in lakhs

Sr No	Particulars	For three months ended on			For half year ended on		Previous year ended 31-03-2014 Audited
		30-09-2014 Unaudited	30-06-2014 Unaudited	30-09-2013 Unaudited	30-09-2014 Unaudited	30-09-2013 Unaudited	
1	Segment revenue [Net revenue from each segment]						
	(a) Mining products	20952.11	18365.41	20478.36	39317.52	43069.74	95749.90
	(b) Manufactured products	3263.20	1720.39	2246.66	4983.59	3485.53	6661.05
	(c) Power	552.87	443.30	452.29	996.17	924.15	1314.91
	Sub-total	24768.18	20529.10	23177.31	45297.28	47479.42	103725.86
	(-) Inter-segment revenue	481.22	466.30	499.03	947.52	914.28	1597.48
	Net sales/income from operations	24286.96	20062.80	22678.28	44349.76	46565.14	102128.38
2	Segment results [Profit/(-)loss before finance cost and tax]						
	(a) Mining products	7688.46	8202.25	7159.32	15890.71	17691.43	44816.63
	(b) Manufactured products	998.71	401.00	258.96	1399.71	375.93	1614.89
	(c) Power	471.39	363.36	168.95	834.75	353.78	169.11
	Sub-total	9158.56	8966.61	7587.23	18125.17	18421.14	46600.63
	(+) Other unallocable income (net of unallocable expenditure)	7484.14	7099.14	5854.33	14583.28	11990.04	25850.21
	(+) Provisions no longer required	0.00	0.00	0.00	0.00	0.00	4481.84
	Total profit before tax	16642.70	16065.75	13441.56	32708.45	30411.18	76932.68
3	Capital employed [Segment assets - segment liabilities]						
	(a) Mining products	36893.49	28768.98	29026.39	36893.49	29026.39	29567.64
	(b) Manufactured products	1222.22	2451.62	1593.45	1222.22	1593.45	2180.43
	(c) Power	3044.36	3037.51	3645.30	3044.36	3645.30	2997.12
	(d) Unallocated	293185.08	288972.85	262511.46	293185.08	262511.46	277988.05
	Total	334345.15	323230.96	296776.60	334345.15	296776.60	312733.24

Notes

- The above results, reviewed by the Audit Committee, have been approved by the Board of Directors in its meeting held on 11th November, 2014. Limited review has been carried out by statutory auditors of the company.
- Effective from 1st April, 2014, useful lives of fixed assets have been revised in accordance with Schedule II to the Companies Act, 2013 (the Act). Due to this, depreciation for the half-year ended 30th September, 2014 is higher by ₹ 171.73 lakhs. Further, based on transitional provisions in Note 7(b) of Schedule II to the Act, an amount ₹ 107.29 lakhs (net of deferred tax) has been adjusted against retained earnings.
- Consequent to approval of pension scheme @10% of salary, as against proposal of 13%, the balance of 3% is continued to meet expected liability for other proposed superannuation benefits.
- Information about investor grievances for the quarter : Opening - Nil, received during the quarter -12, attended/resolved during the quarter- 12 and pending as on 30th September, 2014 - Nil.
- Previous period's figures have been regrouped/reclassified, wherever necessary.


For MOIL Limited


 (G. P. Kundargi)
 Chairman-cum-Managing Director
 DIN : 02256516

Place : Nagpur
 Date : 11th November, 2014



For M/s J.S. Uberoi & Co.,
 Chartered Accountants
 F.R. No. 111107 W


 (CA Amarjeet Singh Sandhu)
 Partner
 Membership Number : 108665